

Choose A Design-SEASONAL—HALLOWEEN

Make note of design number for registration. These designs fit best on our 7x7 or 12x12 signs



HALL 01



HALL 02



HALL 03



HALL 04



HALL 05



HALL 06



HALL 07



HALL 08



HALL 09



HALL 10



HALL 11




HALL 12



HALL 13



HALL 14



HALL 15

WW01



WW02



WW03



WW04



WW05




WW06



WW07



WW08



WW09



WW10




WW11



WW12



WW13




WW14




WW15



WW16



WW17



WW18



WW19



WW20

